



COMMANDER Series Heavy Rescue



FEATURING SAFE ASCENT AND DESCENT STAIRCASE
Fold-down auxiliary steps provide an evenly spaced, safe climb from ground to upper walkway.



COMMANDER Series

Heavy Rescue



Select chassis of choice:

Spartan Custom, Freightliner, International, Kenworth – single or tandem axle

- Modular remountable aluminum body
- Spring shock absorption mounting
- ROM shutter doors – anodized, locking (painted job color optional)
- Polished stainless steel fenderettes
- Replaceable lower crash rails (satin or black powder-coated)
- 8 or 10 side compartments
- 21.5" deep roof compartments (4)
- Aggressive polished tread plate walking surfaces between roof compartments

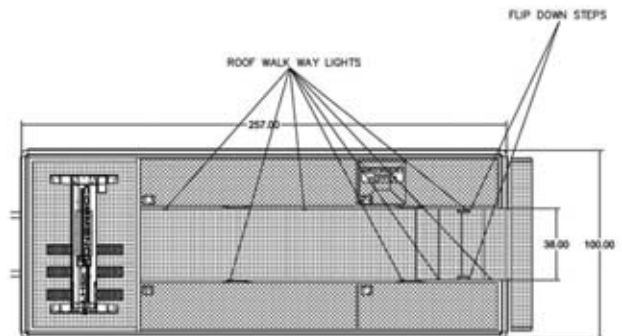
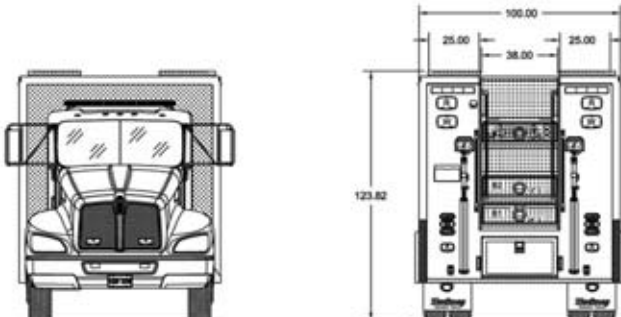
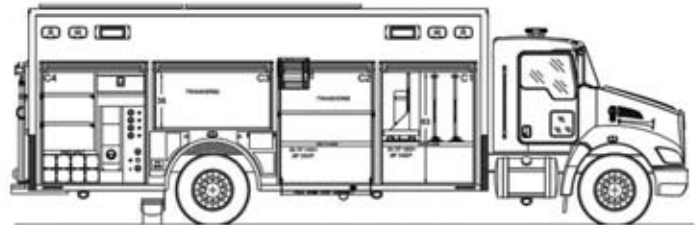
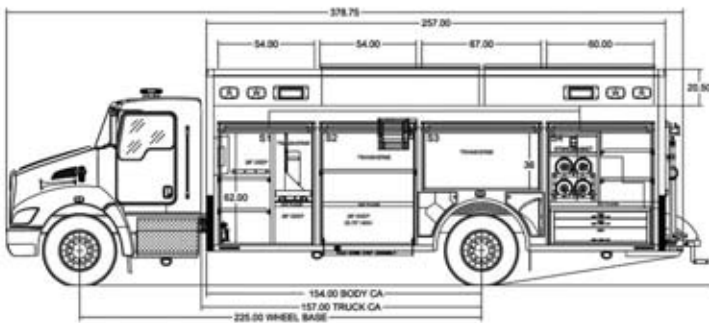
With or without roof access staircase:

- If standard roof ladder selected, full height rear storage compartment will be provided
- Staircase models include storage

- compartments in each step
- Option for ladder tunnel in top step for 14-ft and 24-ft ladders and (3) pike poles
- Fold-down auxiliary steps above bumper providing equal height steps from ground to roof
- Unistrut in all compartment for universal adjustment of optional shelves
- Option – Wheelskirt compartments for wheel chocks, fire extinguishers, flares, etc.
- Option – Roof Speedi-Dry hopper with discharge beneath right rear wheels – no-clog design
- Chevron striping on rear
- Multiplexed electrical system
- Center console with map pocket
- LED tail lights and clearance lights
- LED Traffic Advisor
- Whelen LED Opti-Scene Light 2 on

each side - total (4)

- Whelen LED Opti-Scene Lights rear (2)
- Rear Scene light automatic reverse activation
- LED compartment lights – vertical strip
- LED step and ground lights
- Whelen LED light bar
- Whelen LED NFPA 1901 Warning Lights
- Electronic Siren and bumper mounted speaker
- Transceiver antenna pre-wiring
- 12VDC power strip for radio(s)
- Backup alarm & color camera
- 45-amp battery conditioner and 20-amp shorepower
- 25kw PTO generator (higher Kw outputs available)
- Optional flood lights, cord reels, and other features as specified



Available on Freightliner, International or Spartan Chassis – Single or Tandem Axle